

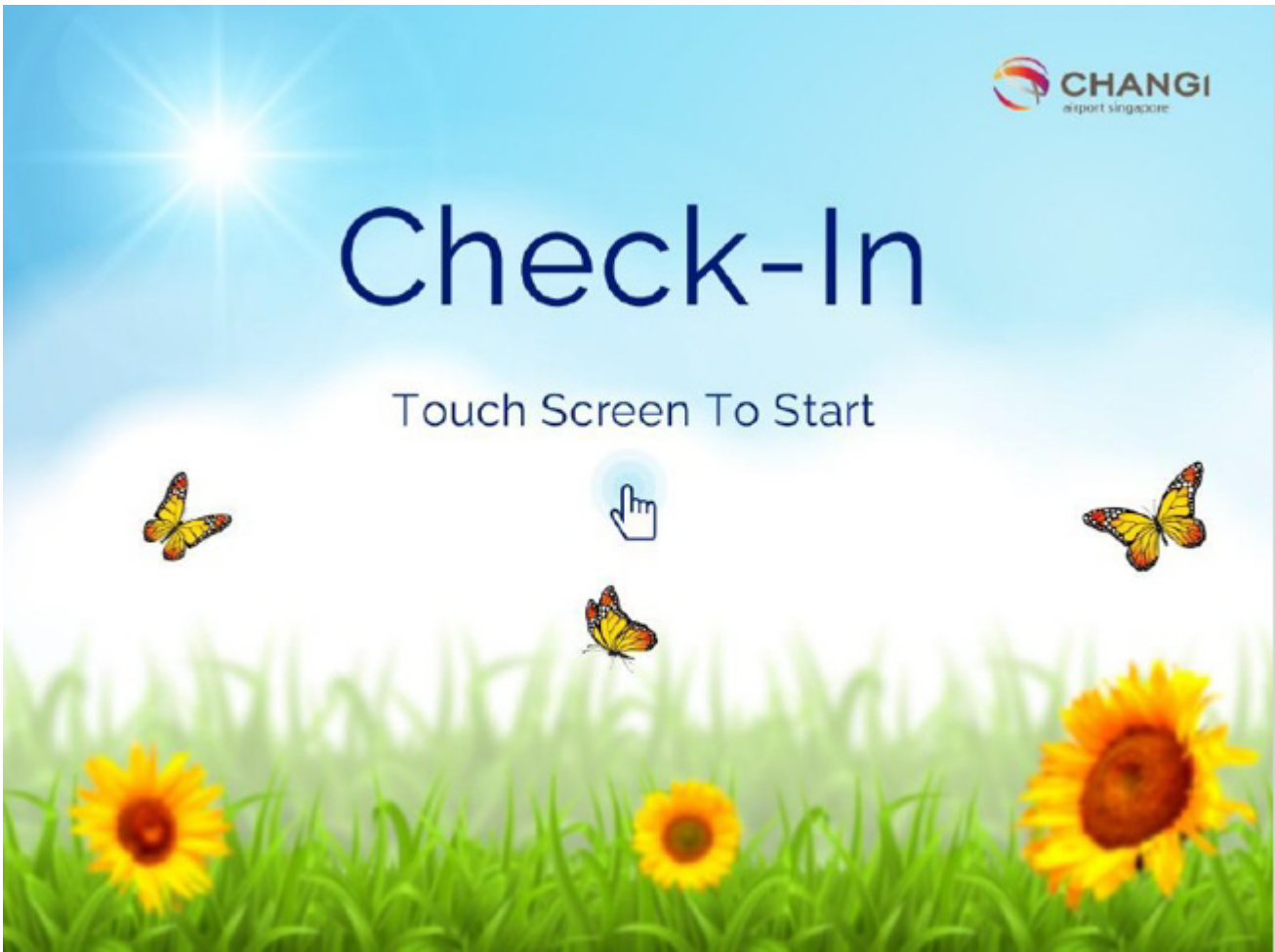
scot

AUTO CHECK- IN KIOSK





1 Touch to begin.





2 On the screen, select "Scoot".





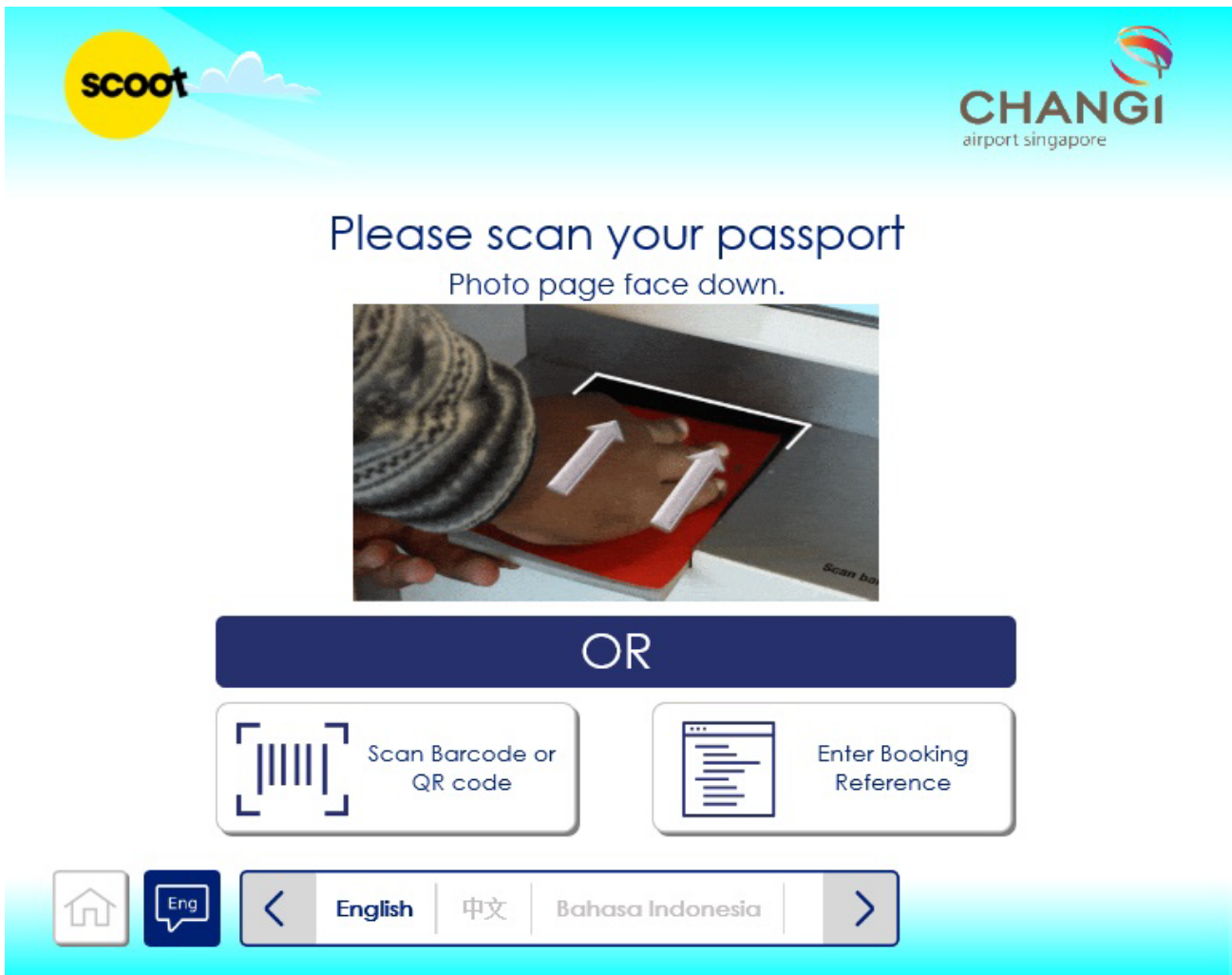
3 Select your preferred language.





4 Select from the following 3 options to retrieve your booking:

- a. Scan your passport
- b. Scan barcode or QR code
- c. Enter your booking reference (e.g.A1BYA2)





5

Select your destination and flight.

Where are you travelling to?

Australia Bangladesh China / HK / Macau Germany India
Indonesia Japan Malaysia Philippines Taiwan
Thailand Vietnam

Select destination city

Gold Coast Melbourne Perth Sydney

CONTINUE

Select your flight

Date	Departure	Flight	To	
04 Aug 2018	01:45	TR 2	Sydney	Select
04 Aug 2018	10:00	TR 12	Sydney	Select

BACK CONTINUE



6 Confirm your flight details.

Please confirm your flight details

Flight	Departure	From	To
TR 12 Scoot	4 Aug 2018	Singapore/Changi (SIN) 10:00	✈ Sydney (SYD) 19:45

Home | Eng | CONFIRM >



7 Acknowledge that you are not carrying any of the items in the Dangerous Goods Prohibition List.



Dangerous Goods

For your own safety, please note that the following items are not allowed on board.

 Acids	 Batteries/ Lithium Batteries	 Bleach	 Compressed Gas	 Explosives	 E-cigarettes
 Flammable Liquids	 Ignitable Gas	 Incapacitating Sprays	 Matches/ Lighters	 Poisons	 Personal Transportation Devices

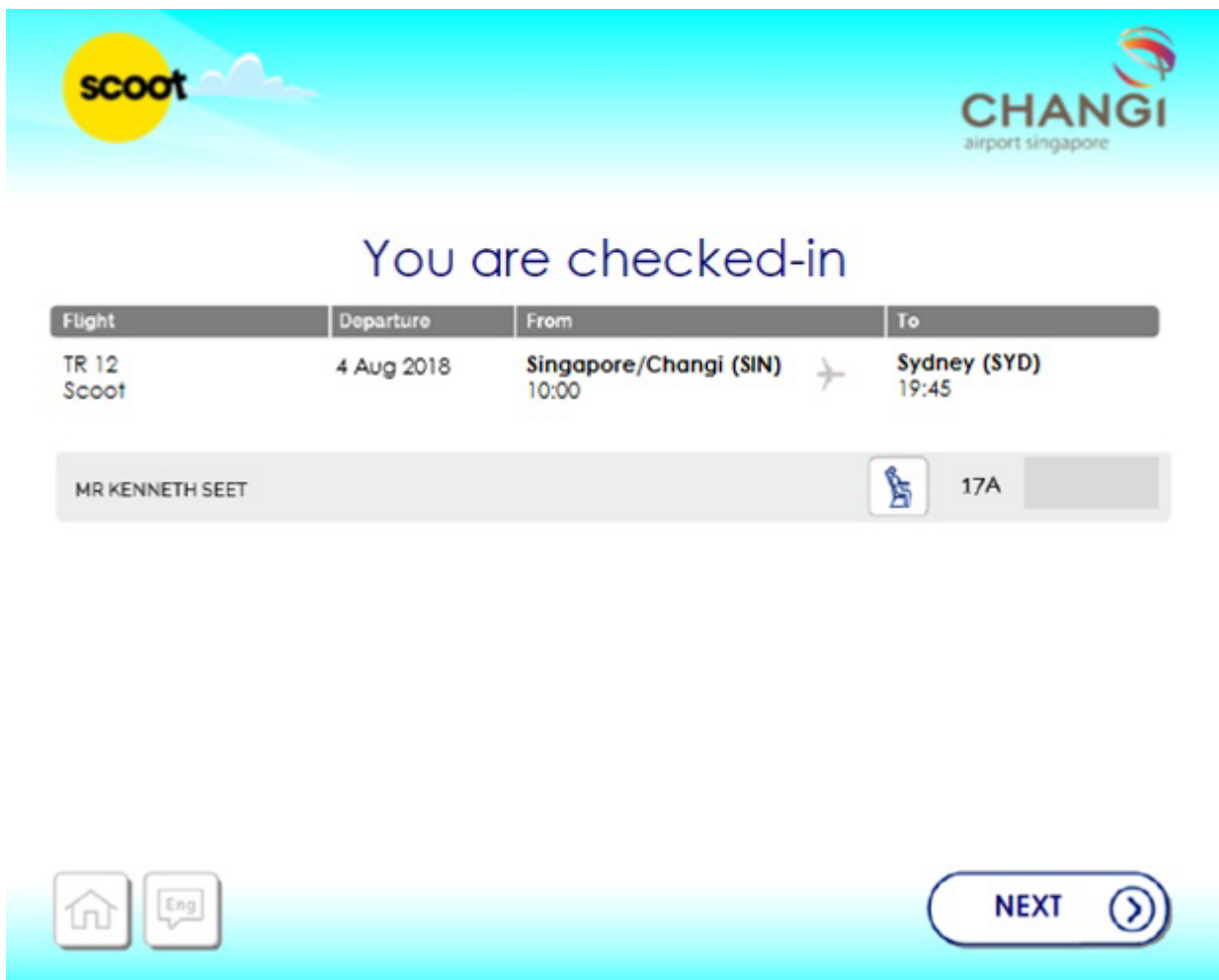
Please remove any of these items from your check-in and cabin bags before confirming or see staff for assistance.



ACKNOWLEDGE 



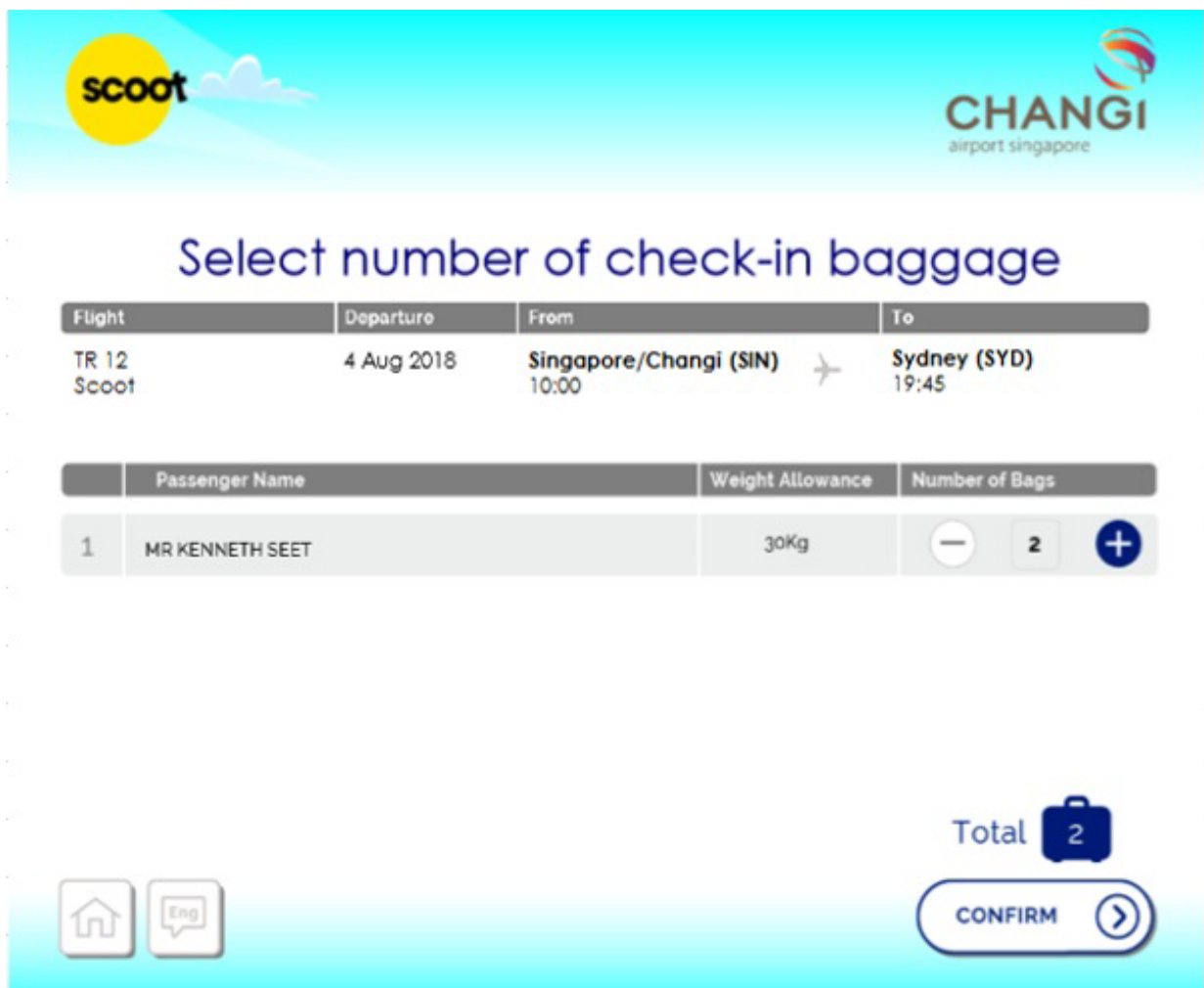
8 You're checked-in.





9 Use the '+' sign to indicate the number of bag(s) you'd like to check in.

For instance, if you have 2 bags, tap on the '+' sign twice, and tap '-' to reduce the number of bags you'd like to check in.






10

Your boarding pass will be printed, followed by your bag tag(s).



Printing Boarding Pass



1/1



Printing bag tags.



Tag your baggage before proceeding to Bag-Drop.



1 Peel tag to expose adhesive.



2 Attach tag to your bag.



3 Remove and keep baggage receipt.

1/2





11

Once you have tagged your bag(s), you may proceed to Bag Drop to check in your bag(s) before proceeding to Immigration.

Please collect boarding pass and bag tags.

Proceed to Bag-Drop

The combined weight of your hand-carry baggage must not exceed 10kg.
(Maximum of 2 pieces per passenger)